

UNIT

20

ENGLISH 3

# At the zoo

LESSON 1

Period 1





# *Warm-up and review*






# ME AT THE ZOO

I like....



What's your favourite animal?






*Look, listen  
and repeat.*



1 Look, listen and repeat.



**1** Look, listen and repeat. 





*Listen, point  
and say.*



2 Listen, point and say. 

What can you see?

I can see \_\_\_\_\_.



a




a tiger

b



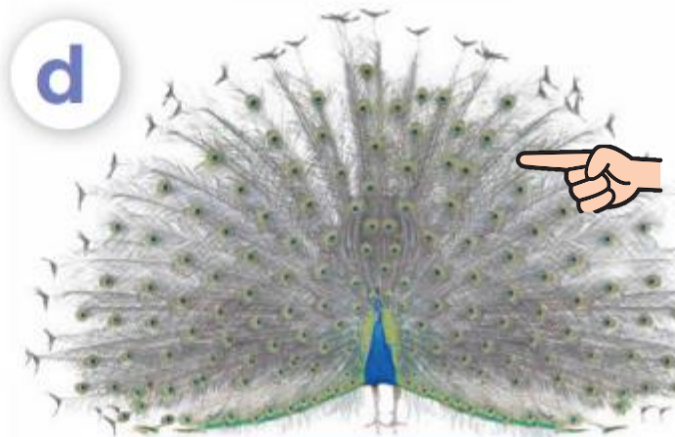
a horse

c



a monkey

d



a peacock



2 Listen, point and say.

Track  
95




I can see \_\_\_\_.

What can you see?



a tiger



2 Listen, point and say.

Track  
95




I can see \_\_\_\_.

What can you see?



a horse



2 Listen, point and say.

Track  
95




I can see \_\_\_\_.

What can you see?



a monkey



2 Listen, point and say.

Track  
95




I can see \_\_\_\_.




What can you see?







a peacock






# Listen and choose.







# Listen and choose.





# Listen and choose.



# Listen and choose.



# Listen and choose.





*Let's talk!*



### 3 Let's talk.



What can you see at the zoo?

\_\_\_\_\_.



### 3 Let's talk.

What can you see at the zoo?

I can see a monkey and a tiger.

64 Unit 20 – At the zoo



### 3 Let's talk.

What can you see at the zoo?

I can see a horse and a peacock.

64 Unit 20 – At the zoo









*Fun corner  
and wrap-up*




# Animal Sounds







1









The background is a light blue sky filled with various celestial and weather elements. In the top-left corner, there is a fluffy white cloud. In the top-right corner, a vibrant rainbow with stripes of red, orange, yellow, green, and blue extends diagonally. In the bottom-left corner, another similar rainbow extends diagonally. In the bottom-right corner, there is another fluffy white cloud. Scattered throughout the sky are several small, colorful stars in shades of blue, orange, red, purple, and yellow. A small black crescent moon is visible in the upper left, and a small green crescent moon is in the lower right. The overall style is soft and illustrative.

# HOME WORK